



2008-2009 GMT Quarterly Report for District (or Undistricted) **District 37 S**



GMT: **BUSTER D HALL**

Location: **MONTANA**

GMT CA: **1 & 2**

CLUBS

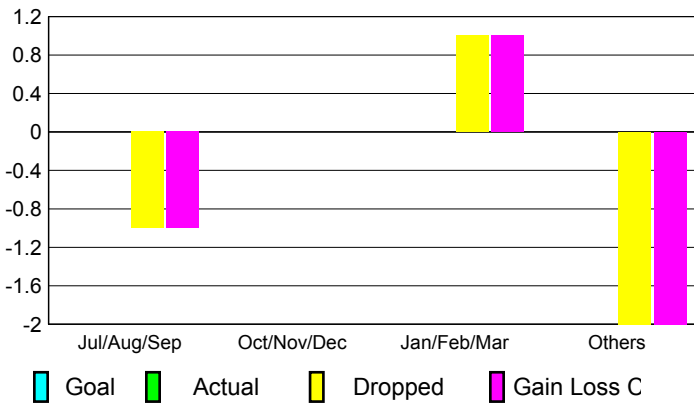
Club Results 2008-2009

Clubs 2007-2008

Month	New Club Goal	Actual New Clubs	Actual Dropped Clubs	Gain/Loss of Clubs	Gain/Loss of Clubs
Jul/Aug/Sep	0	0	-1	-1	0
Oct/Nov/Dec	0	0	0	0	0
Jan/Feb/Mar	0	0	1	1	0
Apr/May/June	0	0	-2	-2	0
Totals	0	0	-2	-2	0

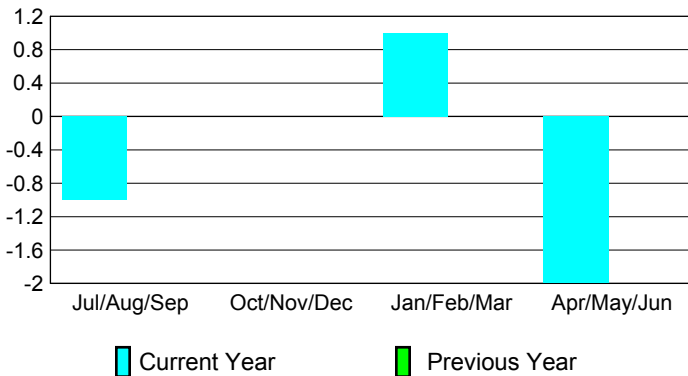
Club Results 2008-2009

Goal, New, Dropped, Gain/Loss



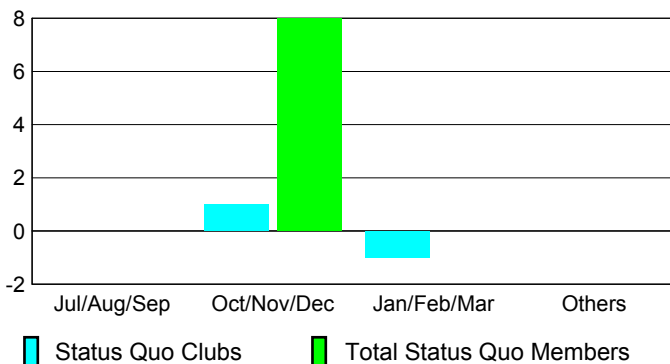
Comparison of Club Gain/Loss

Current Year Compared to the Previous Year



YTD Status Quo Clubs 2008-2009

Status Quo Clubs Compared to Status Quo Members



MEMBERSHIP

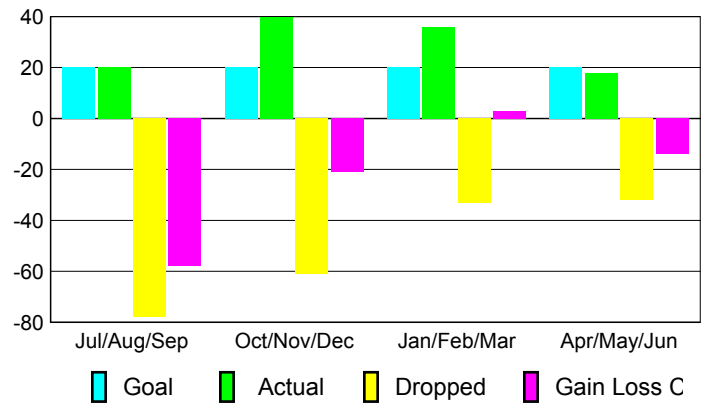
Membership Results 2008-2009

Membership 2007-2008

Month	Net Memb Goal	Actual New Memb	Actual Dropped Memb	Gain/Loss of Memb	Gain/Loss of Memb
Jul/Aug/Sep	20	20	-78	-58	-9
Oct/Nov/Dec	20	40	-61	-21	9
Jan/Feb/Mar	20	36	-33	3	31
Apr/May/June	20	18	-32	-14	-8
Totals	80	114	-204	-90	23

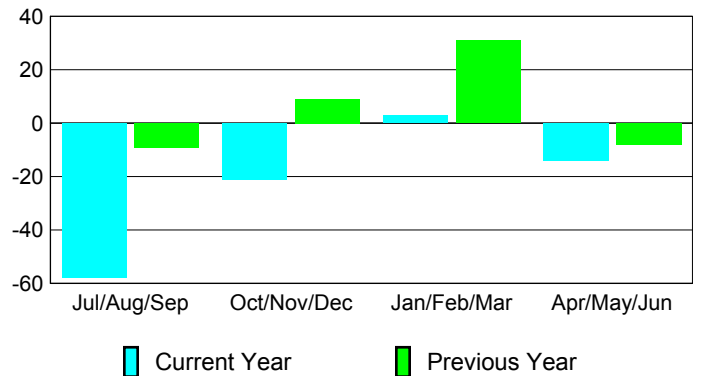
Membership Results 2008-2009

Goal, New, Dropped, Gain/Loss

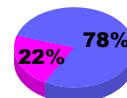


Comparison of Membership Gain/Loss

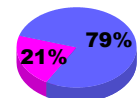
Current Year Compared to the Previous Year



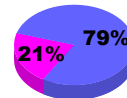
Gender Comparison 2008-2009



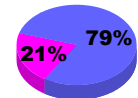
Jul/Aug/Sep



Oct/Nov/Dec



Jan/Feb/Mar



Apr/May/June

Male

Female